

## CYCLISTS: DON'T




- Run through stop signs
- Pass stopped vehicles lined up at a stop light or stop sign, unless in a designated bike lane
- Ride more than two cyclists next to each other when riding with others

## PEDESTRIANS: DO



- Be aware of surroundings when on sidewalks, multi-use paths, trails, and greenways (low or no volume on headphones)
- Keep pets on a leash that is of six feet or less
- Cross safely at all intersections



## BIKE ORDINANCES

In 2013, The City of Carmel approved new traffic laws regarding the responsibilities of motor vehicle operators' interaction with cyclists and the responsibilities of cyclists when riding in Carmel. Learn the basic Do's and Don'ts that will apply to drivers and cyclists after these new laws are approved by Carmel's City Council.

For more information please visit [bikecarmel.com](http://bikecarmel.com) or scan the QR code below.

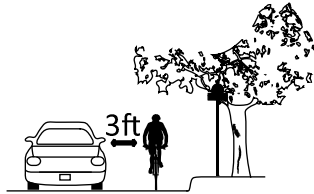
Carmel • Clay  
Parks & Recreation



## DRIVERS: DO



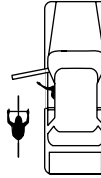
- Share the Road
- Pass at least three feet away from cyclists



## DRIVERS: DON'T

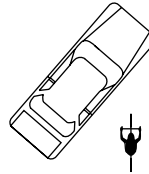


- Open a vehicle door in front of cyclists especially on bike routes and bike lanes



- Park or drive on sidewalks, multi-use paths, bike lanes, trails, or greenways

- Turn in front of cyclists




## CYCLISTS: DO



- Share the Road
- Yield to pedestrians and give an audible signal when safely passing

- Use appropriate hand signals when turning or stopping



- Obey traffic signals on all streets, multi-use paths, trails, and greenways (stop at all intersections unless signage indicates differently)