

CITY OF CARMEL UTILITIES 2017 ANNUAL REPORT

Welcome to the Carmel Utilities 2017 Annual Report

The 107 team members at Carmel Utilities take great pride in serving the residents of Carmel and Clay Township. We work diligently every day to ensure that you have top-quality water to drink and uninterrupted service – things that we often take for granted in our homes and businesses.

To get this important job done, it takes more than hard work and dedication. It also takes financial investment. The elected officials of Carmel have made the commitment to invest in the water and wastewater infrastructure of our community so that we can consistently provide a high level of service to you, our residents. During 2017 we made more than \$1.8 million of investment in capital improvement projects to our water treatment and distribution system, as well as wastewater treatment plant and sewer collection system. This is in addition to the \$120 million worth of infrastructure expansions and improvements we made from 2008-2013.

While you may not have noticed those investments, we are sure you may have noticed another improvement that was highly visible. And by highly, we mean very high! In 2017, we completed a maintenance project that included painting the water tower located in Midtown Carmel. Both the inside and outside of the tower were painted. The outside now has a design that reflects the character of the developing area. The cost of this specialized painting was \$757,000, but its anticipated life of at least 30 years is an important investment in the maintenance of this valuable asset.

Here is one more thing you may not have known. Did you know Carmel Utilities employees also serve Carmel residents in other ways? During the winter months, 25 of our Utility vehicles are equipped with snow-plowing equipment and 34 Utility staff members help clear snow alongside our Street Department during big snow events. This is just one more example of the level of commitment we make to Carmel residents.

We are looking forward to another great year in 2018!

John Duffy,
Utilities Director



WATER UTILITY

56
NUMBER OF
EMPLOYEES

\$10,136,559
2017 OPERATING
BUDGET

\$166,692,917
TOTAL ASSET
VALUE

30,000
NUMBER OF
CUSTOMERS

450
NUMBER OF NEW
CUSTOMERS/
INSTALLATIONS
2017



Promote WaterSense and water efficiency.



Awarded to communities who go above and beyond the state's requirements for protecting their drinking water supply.



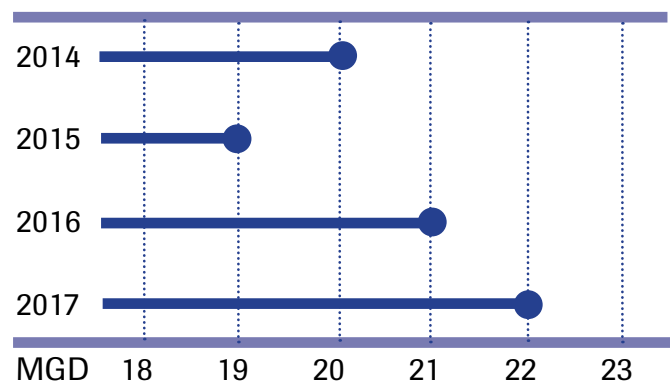
Educates people and inspires action to ensure sustainable, clean groundwater for future generations.

ANNUAL WATER PRODUCTION
3,645,057,000 GALLONS



AVERAGE WATER DEMAND **10 MGD**

PEAK-DAY WATER DEMAND—(Million Gallons Day)



538
MILES OF
WATER MAINS



FACILITY INFORMATION

4
TREATMENT
PLANTS

34 MGD
CURRENT
TREATMENT
CAPACITY

38 MGD
EXPANSION

50.23
SIZE OF SERVICE
AREA SQ. MILES

WASTEWATER UTILITY



51
NUMBER OF
EMPLOYEES

16,200
NUMBER OF
CUSTOMERS

\$7,841,030
2017 OPERATING
BUDGET

365
NUMBER OF DAYS
IN OPERATION
2017

125
NUMBER OF NEW
CUSTOMERS/
INSTALLATIONS
2017

ANNUAL WASTEWATER FLOW
3,708,500,000 GALLONS

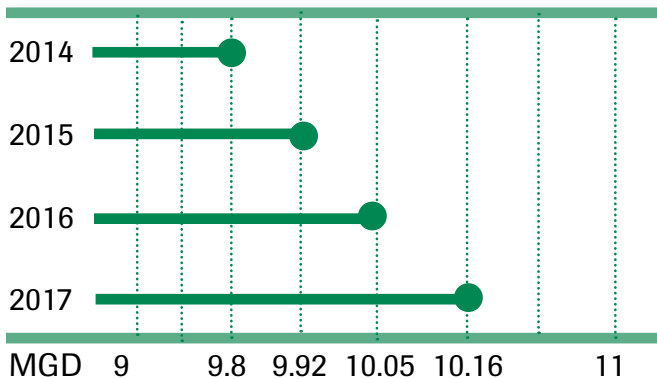


12 MILLION GALLONS PER DAY
Class IV conventional-activated sludge-type plant



Through a series of advanced wastewater treatment process, Carmel Wastewater Treatment Plant maintains an excellent reputation as a highly efficient and reliable treatment facility.

AVERAGE MGD—(Million Gallons Day)



243
MILES OF
SANITARY
MAIN

\$69,349,050
ASSET VALUE


**78,000 FEET OR
14.85 MILES**
SANITARY SEWER MAIN
CLEANED/TV INSPECTED
2017

AWARD WINNING

Named Best in Class

by the Environmental Protection Agency

Nation's first BioPasteur system
for Class A biosolids



Excellence In GIS For Large Community (May 2017)
Indiana Geographic Information Council - *Left to right:*
Dave McCoy, Pat Rigdon, Kurt Shanayda, Micah Beck



Outstanding Laboratory Award (2001-2017)
Indiana Water Environment Association Lab
Left to Right: Frank Grannan, Tara Washington,
Robbie Kinhead

Stop treating us
like garbage.



Reduce Reuse Recycle

Recycling Guidelines

Yes:

- Glass bottles/jars rinsed
- All empty plastic bottles marked 1-7
- Aluminum & steel cans (please rinse, put lids in cans)
- All paper grades (if you can rip it, recycle it!)
- Cardboard, box-board

No:

- Styrofoam of any type
- Used pizza boxes
- Ceramics
- Mirrors
- Light bulbs
- Window glass
- Food-soiled items
- Plastic flower pots
- Clear dome covers from take-out food trays
- Waxy-feel milk & orange juice cartons
- Paper towels & napkins
- Electronics



Residential Trash & Recycling

27,115
NUMBER OF
CUSTOMERS

29,623
TONS OF TRASH
DISPOSED OF IN
2017

7,820
TONS OF
RECYCLING
DISPOSED OF
IN 2017

City of **Carmel Utilities**

www.carmel.in.gov
(317) 571-2442

Recycling is good
for the environment
and our local
economy.